

ORDER INFORMATION:

DC1 - 03B $\frac{X}{a}$ - $\frac{X}{b}$ - $\frac{A/B/C}{c}$ - $\frac{X}{d}$

a. Center Pin Diameter:

1:1.0 \varnothing

b. Post selection:

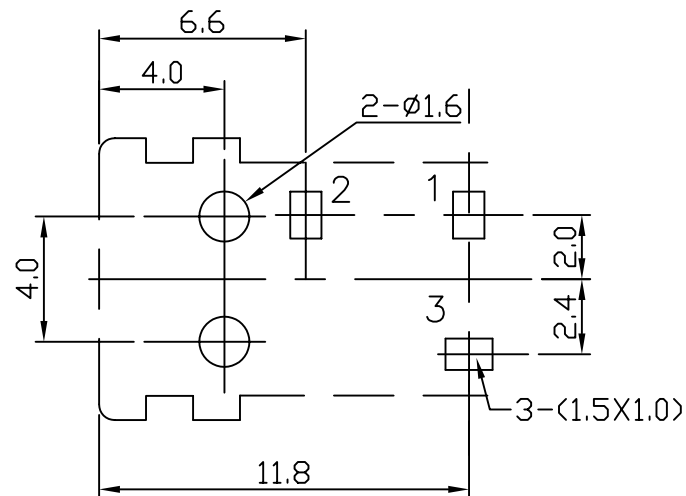
1: with post

c. Length/Width/Height:

A/B/C (A=12.4,B=9.0,C=10.2) (standard)

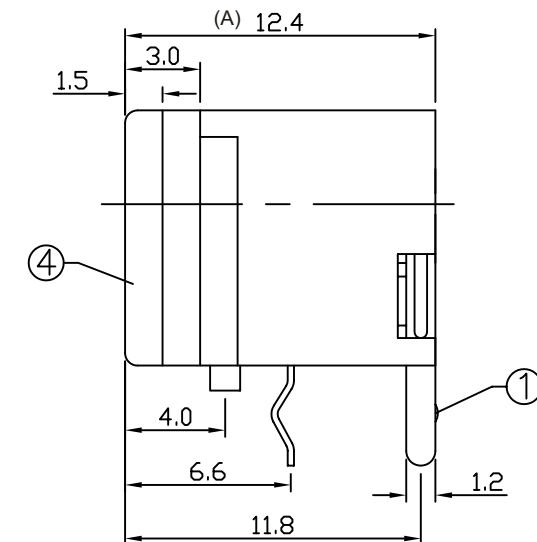
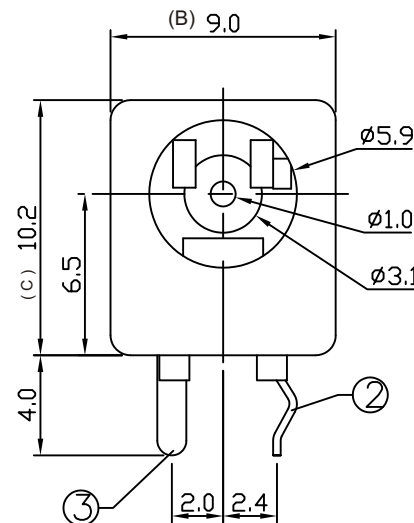
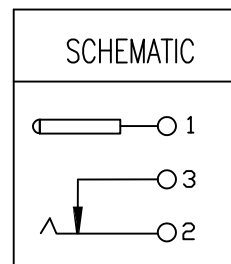
d. Pack selection:

B:Bag Pack




T:1.6 Dimensions of PC board holes

Tolerance : ± 0.1 (Printed-top view)



5	PIN	1	C2680	MB:Cu Ni PLATED
4	HOUSING	1	PBT	
3	SPRING	1	C5191	MB:Cu Ag PLATED
2	CURVE PIECE	1	C2680	MB:Cu Ag PLATED
1	FLAT PIECE	1	C2680	MB:Cu Ag PLATED
LTR	PART NAME	QTY	MATERIAL	REMARK

GENAL TOLERANCE ± 0.3	DRAW M. C. WANG	PART NO DC1-03BX-X-A/B/C-X
	DESIGN H. D. LI	TITLE DC POWER JACK (DIP)
	CHECKED Y. M. LU	
UNIT :mm	APPROVED J. F. KANG	 宏揚精密有限公司 HOJAR PRECISION CO., LTD.