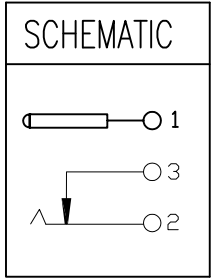
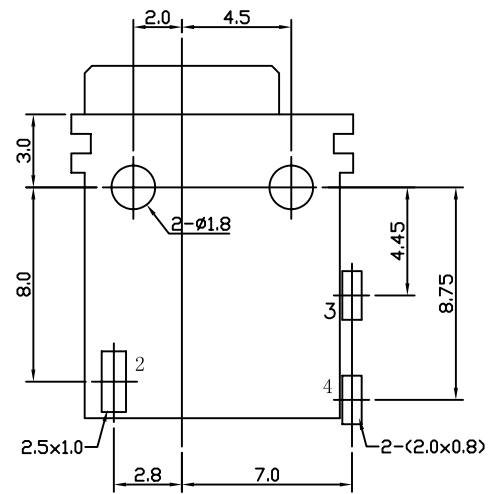


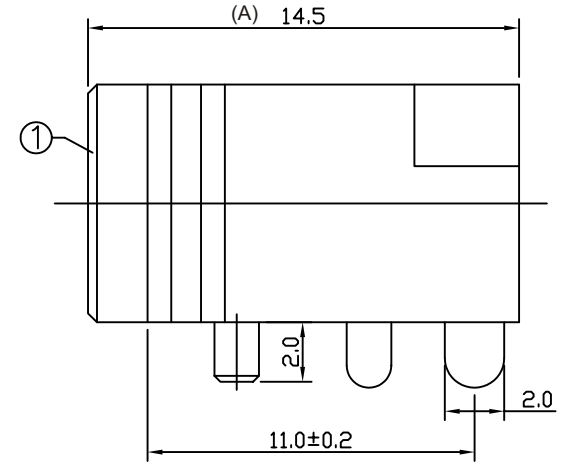
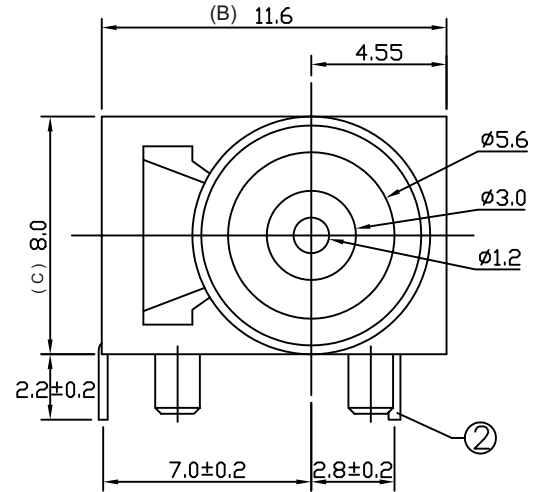
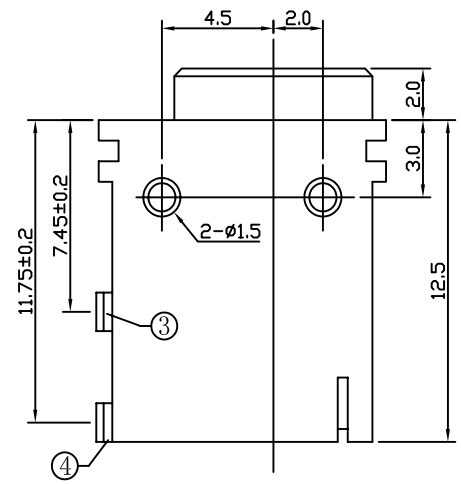
ORDER INFORMATION:

DC1 - 03G $\frac{X}{a}$ - $\frac{X}{b}$ - $\frac{A/B/C}{C}$ - $\frac{X}{d}$

- a. Center Pin Diameter:
1: 1.2 ϕ
- b. Post selection:
1: with post
- c. Length/Width/Height:
A/B/C (A=14.5, B=11.6, C=8.0) (standard)
- d. Pack selection:
B: Bag Pack



T:1.6 Dimensions of PC board holes
Tolerance : ± 0.1 (Printed-top view)



4	CURVE PIECE	1	BRASS	MB:Cu Sn PLATED	
3	SPRING PIECE	1	PHOSPHOR BRONZE	MB:Cu Sn PLATED	
2	CONTACT FOOT	1	PHOSPHOR BRONZE	MB:Cu Sn PLATED	
1	HOUSING	1	PA46		
LTR	PART NAME	QTY	MATERIAL	REMARK	

GENAL TOLERANCE ± 0.3	DRAW M. C. WANG	PART NO DC1-03GX-X-A/B/C-X
	DESIGN H. D. LI	TITLE DC POWER JACK (DIP)
	CHECKED Y. M. LU	
	APPROVED J. F. KANG	
UNIT :mm		宏揚精密有限公司 HOJAR PRECISION CO., LTD.