

SPECIFICATIONS

Current rating : 1 Amps

Dielectric Withstanding : AC 500V

Contact resistance : 20 Milliohms Max.

Insulation resistance : 5000 Megohms Min.

Temperature range : - 40°C ~ + 105°C

MATERIAL :

Housing : High Temperature Thermoplastic

Terminal : Phosphor Bronze


ORDER INFORMATION:

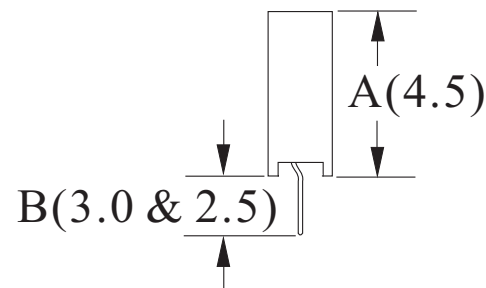
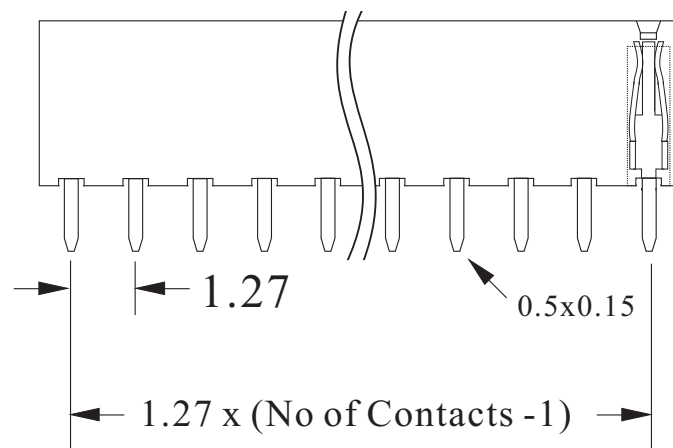
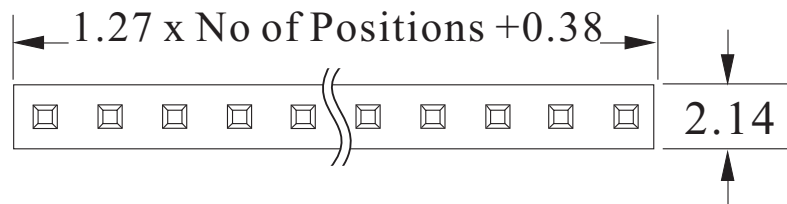
$$\text{HFS4} - \frac{\text{XX1}}{\text{a}} - \frac{\text{X0}}{\text{b}} - \frac{\text{X}}{\text{c}} - \frac{\text{X}}{\text{d}} \frac{\text{X}}{\text{e}} - \frac{\text{X}}{\text{f}}$$

- a. Pin of numbers :
03 ~ 50
- b. 0 : Tin plated
1 : Gold flash
2 : 5u" Gold on Contact Area
3 : 15u" Gold on Contact Area
4 : 30u" Gold on Contact Area
5 : Duplex Gold flash on Contact Area
6 : Duplex 5u"Gold on Contact Area
7 : Duplex 15u"Gold on Contact Area
8 : Duplex 30u"Gold on Contact Area
9 : 10u" Gold on Contact Area
- c. Solder Pin Length :
1 : B=3.0mm (Standard)
2 : B=2.5mm
- d. Plastic Color :
W : white B : black
- e. Plastic material selection:
L : L.C.P.
N : Nylon 6T.
N9 : Nylon9T(E).
- g. Pack Selection :
C : Contron Pack
T : Tube Pack

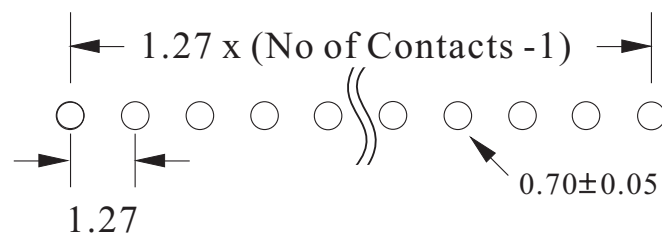
VERSION & EC DESCRIPTION


DATE	VERSION	PAGE	DESCRIPTION
2004/03/26	A	2-3	Add HFS4 Series Plan
2004/08/12	A	2	Add Material : N1
2004/09/21	A	2-3	Revise Genal & Plan
2004/12/24	A	2	Revise Material : N1 => N9
2005/02/22	A	2	Add Pack : Contron & Tube

GENERAL TOLERANCE	DRAW DATE	2004/03/26 H. D. LI	PART NO
X. ± 0.50	DESIGN	H. D. LI	HFS4-XX1-X0-X-XX-X
.X ± 0.30	CHECKED	Y. M. LU	TITLE
.XX ± 0.20	APPROVED	J. F. KANG	Pitch:1.27mm Single Row Female Header Dip Series
.XXX ± 0.15	UNIT :mm		 宏揚精密有限公司 HOJAR PRECISION CO., LTD.



Recommended P.C.Board Hole Layout :



GENAL TOLERANCE	DRAW DATE	PART NO
X. ± 0.50	2004/03/26 H. D. LI	HFS4-XX1-X0-X-XX-X
.X ± 0.30	DESIGN	TITLE
.XX ± 0.20	H. D. LI	Pitch:1.27mm Single Row Female Header Dip Series
.XXX ± 0.15	CHECKED	
	Y. M. LU	
	APPROVED	
	J. F. KANG	
UNIT :mm		 宏揚精密有限公司 HOJAR PRECISION CO., LTD.