

VERSION

A

SPECIFICATIONS

Current rating : 3.0 Amp. Max.

Dielectric Withstand Voltage : 1000V AC RMS for 60 Seconds.

Contact resistance : 30 m ohms Max.

Insulation Resistance : 1000 Ohms Min. at 1000V DC.

Operating Temperature : - 55 °C ~ + 105 °C

MATERIAL :


Housing :Thermoplastic (UL94V-0) , Black.

Terminal :Coppo Alloy (t=0.40mm),Gold Plating.

ORDER INFORMATION:

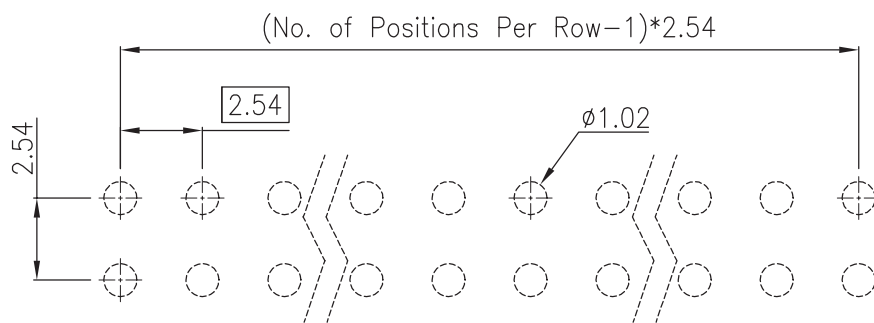
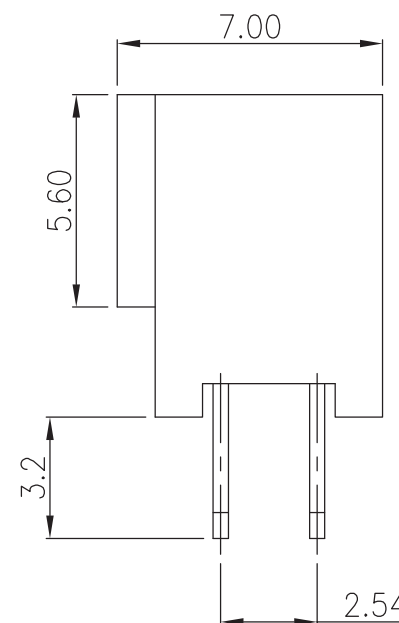
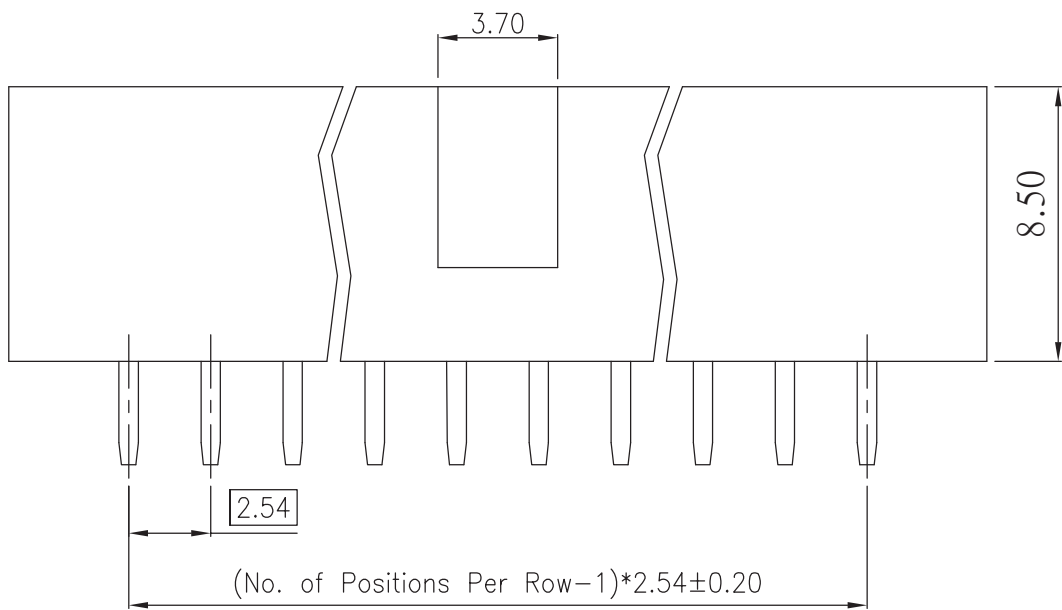
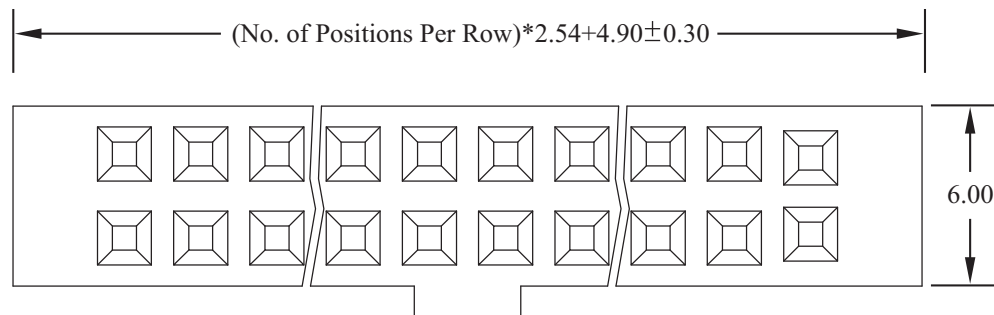
HFD1 - $\frac{XX}{a}$ $\frac{3}{b}$ - $\frac{X}{c}$ 0 - $\frac{X}{d}$ - $\frac{XX}{e}$ $\frac{X}{f}$ - $\frac{X}{g}$

- a. Pin of numbers : 10 ~ 80
- b. Pastic Thick : 3: 8.5mm
- c. Plated selection :
 0 : Tin plated
 1 : Gold flash
 2 : 5u" Gold on Contact Area
 3 : 15u" Gold on Contact Area
 4 : 30u" Gold on Contact Area
 5 : Duplex Gold flash on Contact Area
 6 : Duplex 5u"Gold flash on Contact Area
 7 : Duplex 15u"Gold flash on Contact Area
 8 : Duplex 30u"Gold flash on Contact Area
- d. Solder Pin length :
 1 : A=3.2mm
- e. Plastic Color :
 W : white, B : black
- f Plastic material selection:
 P : P.B.T (off料)
 E : P.B.T (新料)
- g. Pack selection:
 D : Disk Pack


GENERAL TOLERANCE	VER DRE.	PART NO
.X ± 0.30	A H. D. LI	HFD1 - XX 3 - X 0 - X - X X - X
.XX ± 0.20	DESIGN H. D. LI	TITLE 2.54mm Post Header Receptacle
.XXX ± 0.10	CHECKED Y. M. LU	PCB Mount Vertical Type
	APPROVED J. F. KANG	Dual Rows, With Short Key (W=6.00mm)
UNIT :mm		 宏揚精密有限公司 HOJAR PRECISION CO., LTD.

VERSION

A



PCB Layout
(Top View)

GENERAL TOLERANCE	VER DRE.	PART NO
.X ± 0.30	A H. D. LI	HFD1 - XX 3 - X 0 - X - X X - X
.XX ± 0.20	DESIGN H. D. LI	TITLE 2.54mm Post Header Receptacle PCB Mount Vertical Type Dual Rows, With Short Key (W=6.00mm)
.XXX ± 0.10	CHECKED Y. M. LU	
	APPROVED J. F. KANG	
UNIT :mm		 宏揚精密有限公司 HOJAR PRECISION CO., LTD.