

## SPECIFICATIONS

Current rating : 3 Amp . Max ..

Dielectric Withstanding Voltage : 1000V AC RMS for 60Seconds

Contact resistance : 30m Ohms Max.

Insulation resistance : 1000M Ohms Min . At 1000V DC .

Temperature range : - 55°C ~ + 105°C

Housing : Thermoplastic(UL94V-0),Black

Terminal : Copper Alloy(t=0.25mm),Gold Plating


## ORDER INFORMATION:

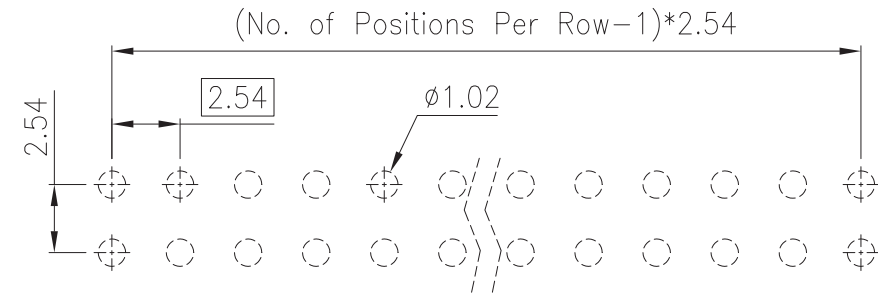
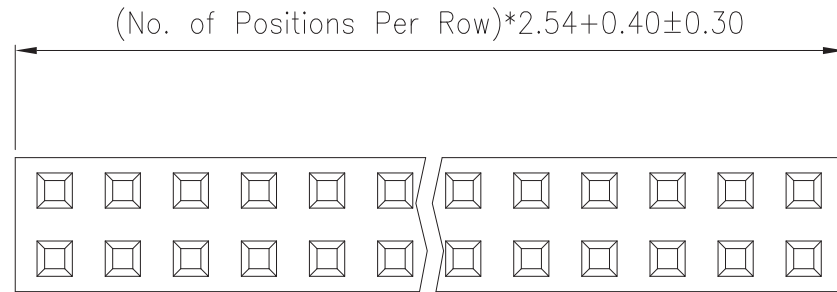
HFD1 - XX 5 - X0 - X - XX - X  
                   a    b    c      d    e    f    g

- a. Pin of numbers: 08 ~ 80      b. Pastic Thick: 5: 5.0mm
- c. Plated selection:  
 0 : Tin plated  
 1 : Gold flash  
 2 : 5u" Gold on Contact Area  
 3 : 15u" Gold on Contact Area  
 4 : 30u" Gold on Contact Area  
 5 : Duplex Gold Flash on Contact Area  
 6 : Duplex 5u" Gold on Contact Area  
 7 : Duplex 15u" Gold on Contact Area  
 8 : Duplex 30u" Gold on Contact Area
- d. Solder Pin length :  
 1 : L=3.0mm
- e. Plastic Color :  
 B : black color
- f. Plastic material selection:  
 P: PBT(off料)  
 E : PBT(新料)  
 N : Nylon 6T
- g. Pack selection:  
 C : Contron Pack      D : Disk Pack  
 T : Tube Pack  
 R : Reel Pack.

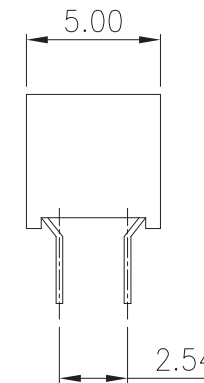
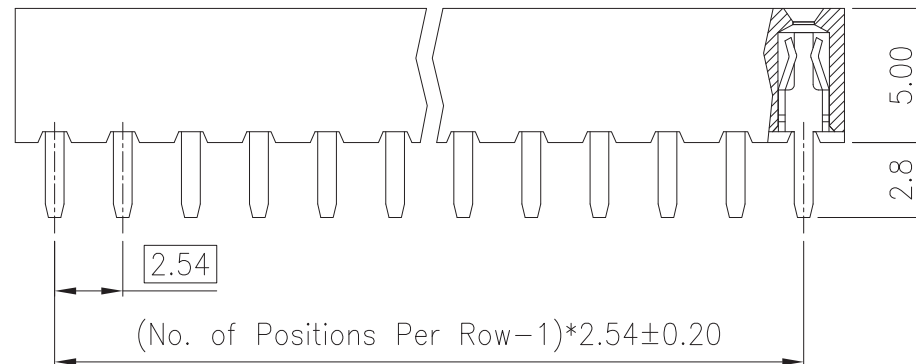
### VERSION & EC DESCRIPTION


DATE	VERSION	PAGE	DESCRIPTION
2005/07/05	A	10-11	Add HFD1-XX5 Plan

GENAL TOLERANCE	DRAW DATE 2005/07/05 H. D. LI	PART NO HFD1-XX5-X0-X-XX-X
.X ± 0.30 .XX ± 0.20 .XXX ± 0.10	DESIGN H. D. LI	TITLE 2.54 母座 H=5.0 Vertical Type Dual Rows
	CHECKED Y. M. LU	
UNIT :mm	APPROVED J. F. KANG	 宏揚精密有限公司 HOJAR PRECISION CO. : LTD.



PCB Layout  
(Top View)



GENAL TOLERANCE	DRAW DATE	2005/07/05 H. D. LI	PART NO HFD1-XX5-X0-X-XX-X
	DESIGN	H. D. LI	
.X ± 0.30	CHECKED	Y. M. LU	TITLE 2.54 母座 H=5.0 Vertical Type Dual Rows
.XX ± 0.20	APPROVED	J. F. KANG	
.XXX ± 0.10	UNIT :mm		 宏揚精密有限公司 HOJAR PRECISION CO. : LTD.