

SPECIFICATIONS

Current rating : 3.0 Amp. Max.

Dielectric Withstand Voltage : 1000V AC RMS for 60 Secords.

Contact resistance : 30 m ohms Max.

Insulation resistance : 1000 Ohms Min. at 1000V DC.

Temperature range : - 55°C ~ + 105°C

MATERIAL :

Housing : Thermoplastic (UL94V-0) , Black.

Terminal : Copsy Alloy (t=0.40mm), Gold Plating.


ORDER INFORMATION:

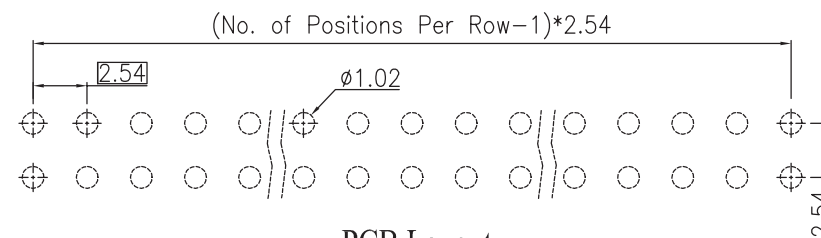
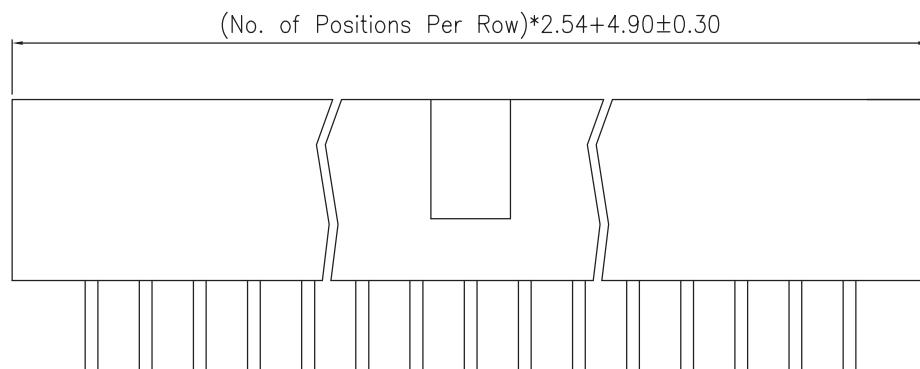
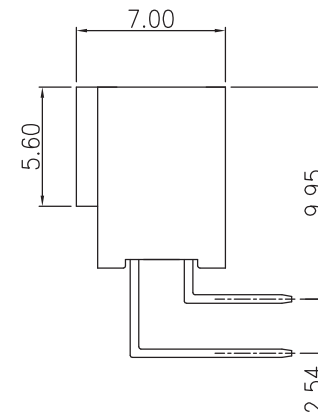
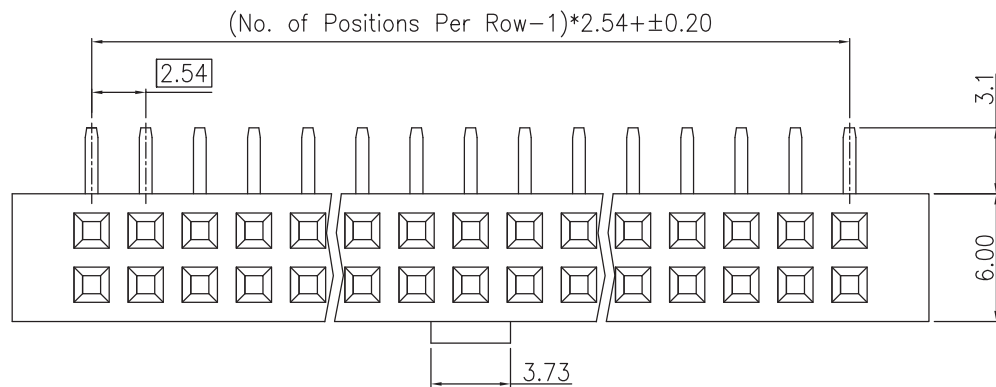
HFDR1 - XX 3 - X 0 - X - XX - X
 a b c d e f g

- a. Pin of numbers : 10 ~ 80
- b. Pastic Thick : 3: 8.5mm
- c. Plated selection :
 0 : Tin plated
 1 : Gold flash
 2 : 5u" Gold on Contact Area
 3 : 15u" Gold on Contact Area
 4 : 30u" Gold on Contact Area
 5 : Duplex Gold flash on Contact Area
 6 : Duplex 5u"Gold flash on Contact Area
 7 : Duplex 15u"Gold flash on Contact Area
 8 : Duplex 30u"Gold flash on Contact Area
- d. Solder Pin Length:
 if you desire on other length,
 by markingput desired length the D.
 D=3.2mm(standard)
- e. Plastic Color :
 W : white, B : black
- f. Plastic material selection:
 P : P.B.T (off料)
 E : P.B.T (新料)
- g. Pack selection:
 D : Disk Pack


VERSION & EC DESCRIPTION

DATE	VERSION	PAGE	DESCRIPTION
2005/03/09	A	18-19	Add HFDR1-XX3 Plan

GENAL TOLERANCE .X ± 0.30 .XX ± 0.20 .XXX ± 0.10	DRAW DATE	2005/03/09 H. D. LI	PART NO HFDR1 - XX 3 - X 0 - X - XX - X
	DESIGN	H. D. LI	TITLE 2.54 母座 H=8.5 90度 DIP 黑 PBT
	CHECKED	Y. M. LU	
	APPROVED	J. F. KANG	
UNIT :mm			 宏揚精密有限公司 HOJAR PRECISION CO., LTD.



PCB Layout
(Top View)

GENAL TOLERANCE .X ± 0.30 .XX ± 0.20 .XXX ± 0.10	DRAW DATE	2005/03/09 H. D. LI	PART NO	HFDR1 - XX 3 - X 0 - X - X X - X
	DESIGN	H. D. LI	TITLE	2.54 母座 H=8.5 90度 DIP 黑 PBT
	CHECKED	Y. M. LU		
	APPROVED	J. F. KANG		
UNIT :mm			 宏揚精密有限公司 HOJAR PRECISION CO., LTD.	