

ORDER INFORMATION:

MATERIAL :

Contact : Brass


Insuiator : Nylon 6T

Finish : Gold flash plated over nickel

HBHR5 - $\frac{XX}{a} 1 - \frac{XX}{b c} - \frac{X}{d} - \frac{XX}{e f} - \frac{X}{g}$

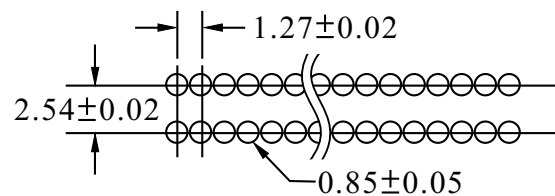
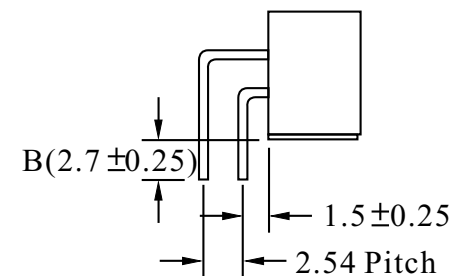
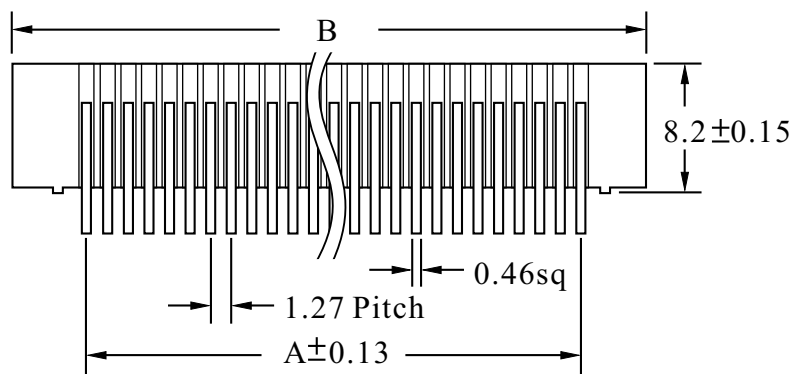
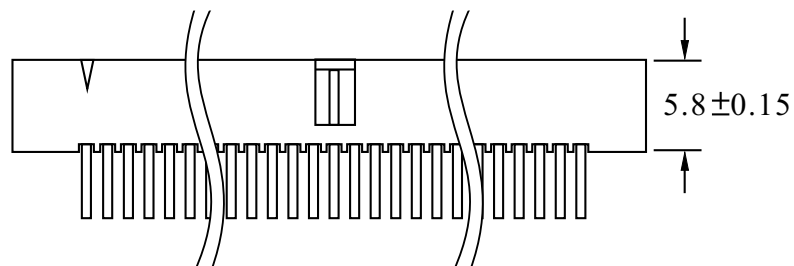
- a. Pin of numbers:
20、26、30、34、40、44
50、60、68、80、100
- b. Plated selection:
0 : Tin Plated
1 : Gold Flash
2 : Gold 5u" Gold
3 : Gold 15u" Gold
4 : Gold 30u" Gold
- c. Option Post:
0 : Without Post
- d. Solder Pin Length:
if you desire on other length, by marking
put desired length the B.
B=2.7mm(standard)
- e. Plastic Color :
W : white
B : black
- f. Plastic Material
L:L.C.P
N:Nylon 6T
N9:Nylon 9T(E)
- g. Pack Selection :
D : Disk Pack (standard)
R : Reel Pack

VERSION & EC DESCRIPTION			
DATE	VERSION	PAGE	DESCRIPTION
2005/02/16	A	26-27	Add HBHR5-XX1 Series Plan
2005/02/22	A	26	Add Pack : Disk & Reel

GENERAL TOLERANCE X. ± X.XX .X ± X.XX .XX ± X.XX .XXX ± X.XX	VER DRE. 2005/02/16 A H. D. LI	PART NO HBHR5-XX1-XX-X-XX-X
	DESIGN H. D. LI	TITLE Pitch:1.27x2.54mm Box Header Right Angle
	CHECKED Y. M. LU	
	APPROVED J. F. KANG	
UNIT :mm		 宏揚精密有限公司 HOJAR PRECISION CO. : LTD.

VERSION

A



P.C.Board Layout :

Poles	Dimension mm (in.)	
	A	B
20	11.43	20.72
26	15.24	24.53
30	17.78	27.07
34	20.32	29.61
40	24.13	33.42
44	26.67	35.96
50	30.48	39.77
60	36.83	46.12
68	41.91	51.20
80	49.53	58.82
100	62.23	71.52

GENERAL TOLERANCE	VER DRE. 2005/02/16	PART NO
X. ± X.XX	A H. D. LI	HBHR5-XX1-XX-X-XX-X
.X ± X.XX	DESIGN H. D. LI	TITLE
.XX ± X.XX	CHECKED Y. M. LU	Pitch:1.27x2.54mm Box Header Right Angle
.XXX ± X.XX	APPROVED J. F. KANG	
UNIT :mm		

