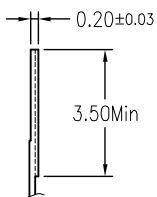
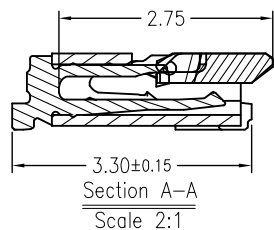
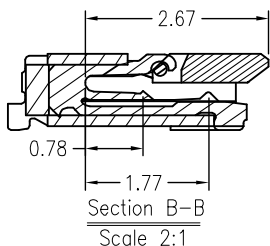
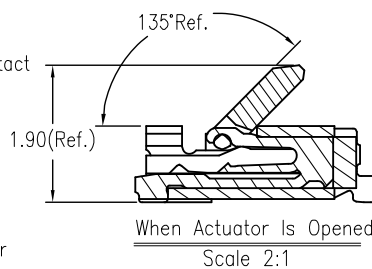
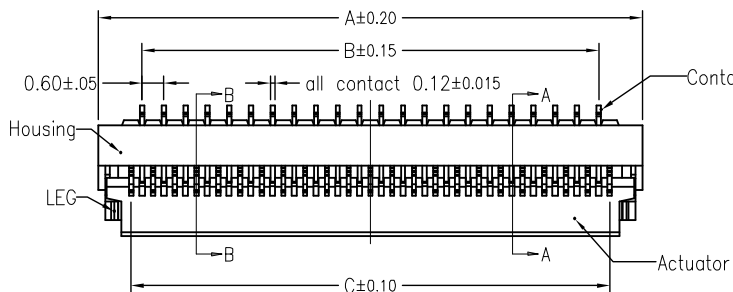
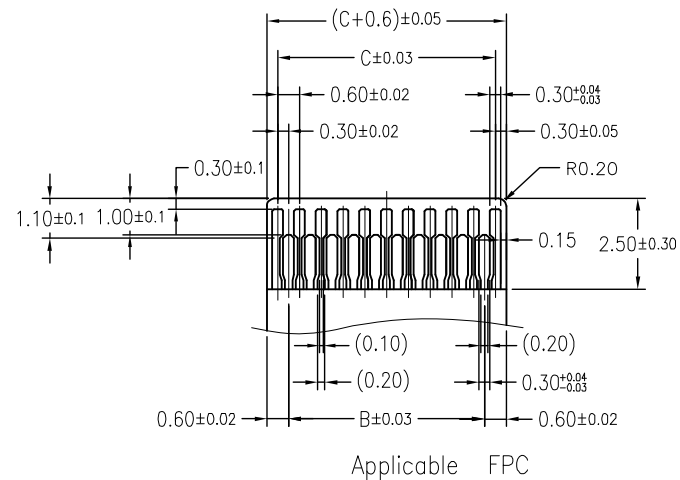
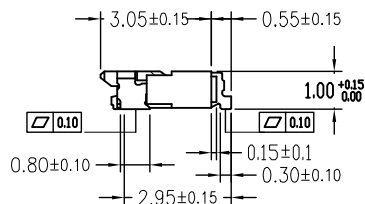



VERSION

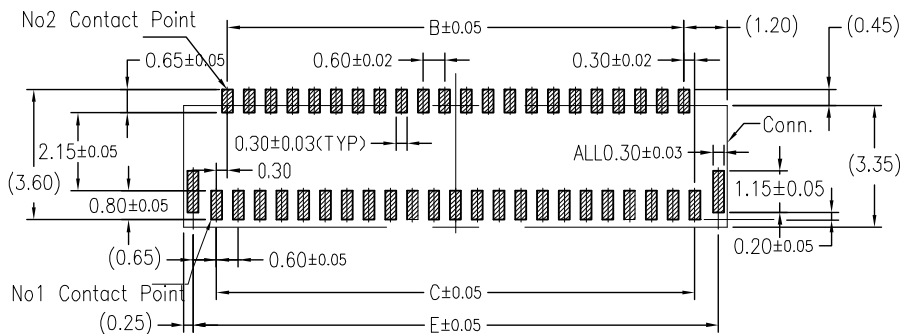
A



Note:

1. Material
 - 1.1: Housing: LCP UL94-V0 Color:Black.
 - 1.2: Actuator: LCP UL94-V0 Color:Black.
 - 1.3: Contact: Phosphor Bronze.
 - 1.4: LEG: Phosphor Bronze.
2. Plating
 - 2.1: Contact: See Part Number.
 - 2.2: LEG: Matte Tin Plating Over Nickel.
3. Rating:
 - 3.1: Operating Voltage: 30V AC/DC.
 - 3.2: Current Rating: 0.2A AC/DC.
 - 3.3: Operating Temperature: -55°C~+85°C.

Number of Contacts	Dimension				
	A	B	C	D	E
13	5.40	3.00	3.60	4.30	4.90
15	6.00	3.60	4.20	4.90	5.50
17	6.60	4.20	4.80	5.50	6.10
19	7.20	4.80	5.40	6.10	6.70
21	7.80	5.40	6.00	6.70	7.30
23	8.40	6.00	6.60	7.30	7.90
25	9.00	6.60	7.20	7.90	8.50
27	9.60	7.20	7.80	8.50	9.10
29	10.20	7.80	8.40	9.10	9.70
31	10.80	8.40	9.00	9.70	10.30
33	11.40	9.00	9.60	10.30	10.90
35	12.00	9.60	10.20	10.90	11.50
37	12.60	10.20	10.80	11.50	12.10
39	13.20	10.80	11.40	12.10	12.70
41	13.80	11.40	12.00	12.70	13.30
45	15.00	12.60	13.20	13.90	14.50
49	16.20	13.80	14.40	15.10	15.70
51	16.80	14.40	15.00	15.70	16.30
57	18.60	16.20	16.80	17.50	18.10
61	19.80	17.40	18.00	18.70	19.30
67	21.60	19.20	19.80	20.50	21.10
71	22.80	20.40	21.00	21.70	22.30
73	23.40	21.00	21.60	22.30	22.90



FPC/FFC Insert Direction
Recommended P.C.B Layout

GENAL TOLERANCE	DRAW DATE	2004/08/11 H. D. LI	PART NO
X. ±	DESIGN	H. D. LI	SFPC03-XX-R-1
.X ±	CHECKED	Y. M. LU	TITLE
.XX ±	APPROVED	J. F. KANG	FPC Connector ZIF Straight (Pitch0.3mm)
.XXX ±	UNIT :mm		宏揚精密有限公司 HOJAR PRECISION CO., LTD.