

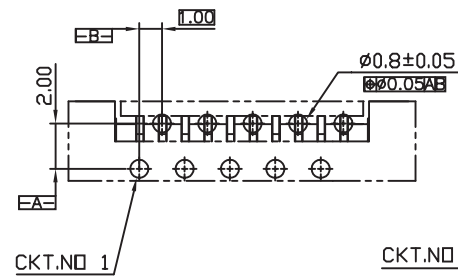
# ORDER INFORMATION:

FPC10031-  $\frac{XX}{a}$  A - V - WN -  $\frac{X}{b}$

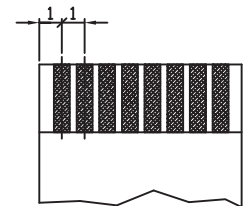
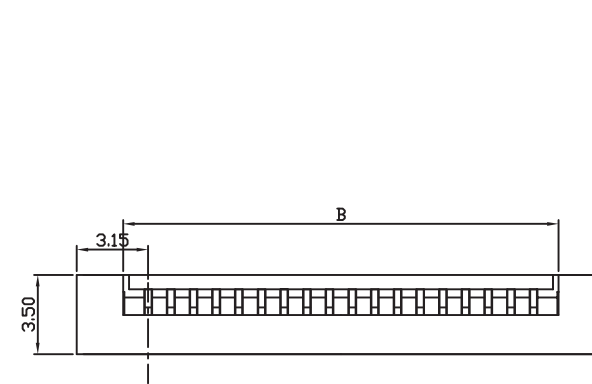
- a. Pin of numbers:  
03 ~ 30
- b. Pack :  
T : Tube

NOTE:  
MATERIAL:  
INSULATOR: NYLON (UL 94V-0)  
COVER: P.P.A.  
TERMINAL: PHOSPHOR BRONZE

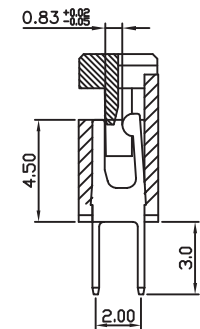
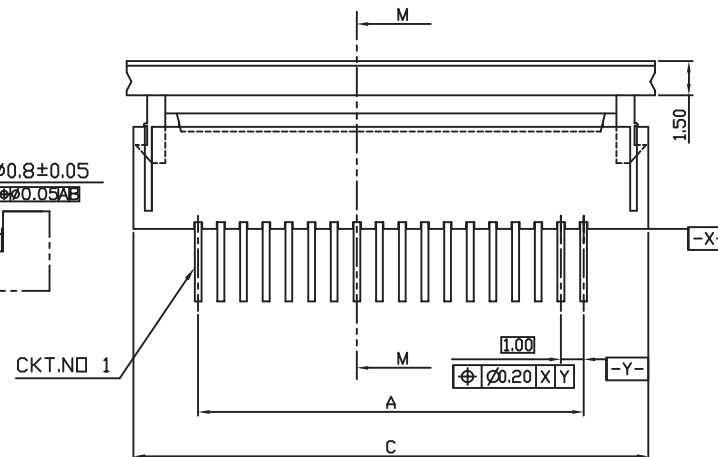
30	29.00	31.20	35.00
29	28.00	30.20	34.00
28	27.00	29.20	33.00
27	26.00	28.20	32.00
26	25.00	27.20	31.00
25	24.00	26.20	30.00
24	23.00	25.20	29.00
23	22.00	24.20	28.00
22	21.00	23.20	27.00
21	20.00	22.20	26.00
20	19.00	21.20	25.00
19	18.00	20.20	24.00
18	17.00	19.20	23.00
17	16.00	18.20	22.00
16	15.00	17.20	21.00
15	14.00	16.20	20.00
14	13.00	15.20	19.00
13	12.00	14.20	18.00
12	11.00	13.20	17.00
11	10.00	12.20	16.00
10	9.00	11.20	15.00
9	8.00	10.20	14.00
8	7.00	9.20	13.00
7	6.00	8.20	12.00
6	5.00	7.20	11.00
5	4.00	6.20	10.00
4	3.00	5.20	9.00
3	2.00	4.20	8.00
CKT	DIM A	DIM B	DIM C




PC BOARD LAYOUT:  
COMPONENT SIDE



FFC/FPC DIMENSION  
THICKNESS 0.3mm  
TOLERANCE: 0.05mm



SECTION M-M

GENAL TOLERANCE	VER DRE. 2004/09/19 H. D. LI	PART NO FPC10031-XXA-V-WN-X
.X ± 0.25	DESIGN H. D. LI	TITLE 1.0mm FPC DIP ZIF (180度)
.XX ± 0.20	CHECKED Y. M. LU	
.XXX ± 0.10	APPROVED J. F. KANG	
UNIT :mm		 宏揚精密有限公司 HOJAR PRECISION CO., LTD.