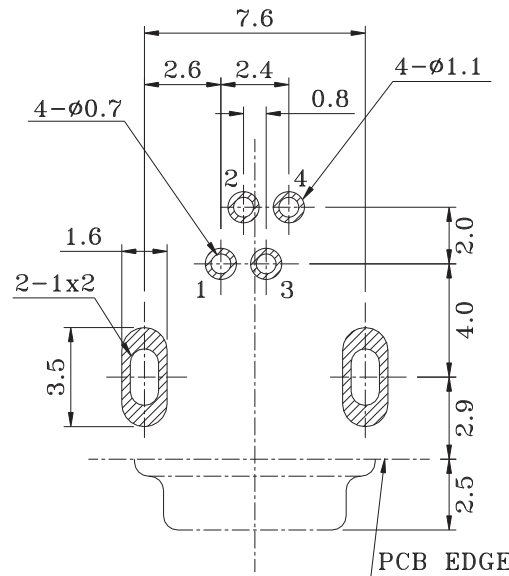
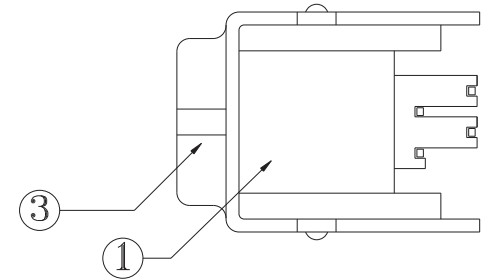
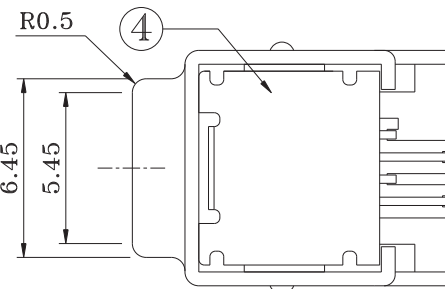
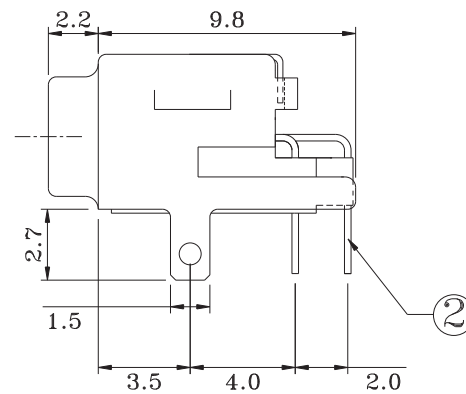
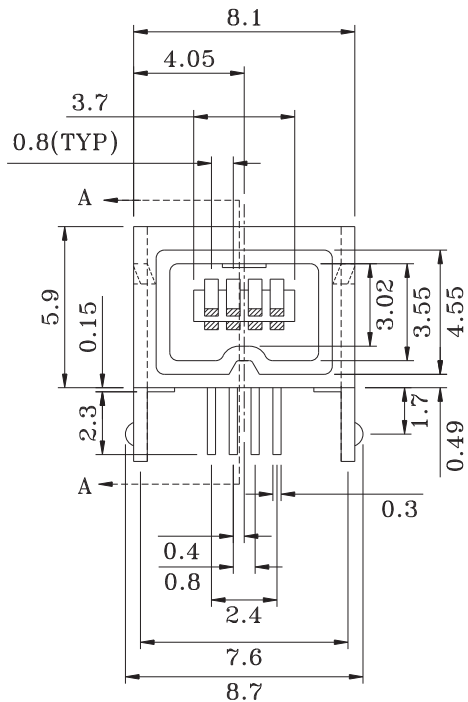


SECTION A-A



COMPONENT SIDE  
PCB LAYOUT




## ORDER INFORMATION:

H1394 - 042-  $\frac{X}{a}$  - L -  $\frac{XN}{b}$  -  $\frac{X}{c}$

- a. Plated selection:  
1:Gold 30u"
- b. Plastic selection:  
B: BLACK
- c. Pack selection:  
D:Disk Pack

NO.	NAME	MATERIAL	FINISH	REMARK	Q'TY
1	HOUSING	NYLON PA9T G.F.	BLACK		1
2	PIN TERM.	PHOS.BRONZE t:0.25mm	GOLD-TIN PLATED	Gold:30u" ; NI:40~60u" ; TIN:120 u" (100% pure Tin of lead free plating)	4
3	FRONT SHELL	STEEL t:0.5mm	NICKEL PLATED	NI:2~3u	1
4	REAR SHELL	BRASS t:0.2mm	NICKEL PLATED	NI:2~3u	1

GENAL TOLERANCE $\pm 0.3$	DRAW M. C. WANG	PART NO H1394-042-X-L-XN-X
	DESIGN H. D. LI	TITLE IEE1394 AV CONNECTOR 4 PORT DIP 90度 TYPE
	CHECKED Y. M. LU	
UNIT :mm	APPROVED J. F. KANG	 宏揚精密有限公司 HOJAR PRECISION CO., LTD.