

## SPECIFICATION:

CURRENT RATING : 5A  
 DIELECTRIC WITHSTANDING VOLTAGE : 1000V AC FOR 1 MINUTE  
 INSULATION RESISTANCE : 1000MΩ MIN. AT 500V DC  
 CONTACT RESISTANCE : 15mΩ MAX.  
 OPERATING TEMPERATURE : -55°C ~ +105°C.


## MATERIAL:

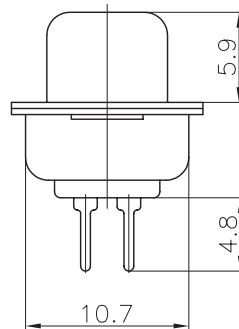
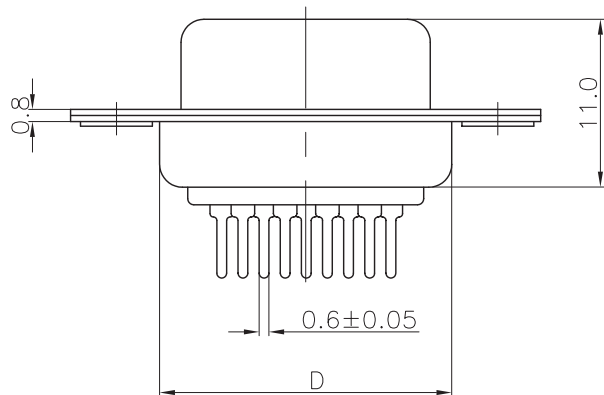
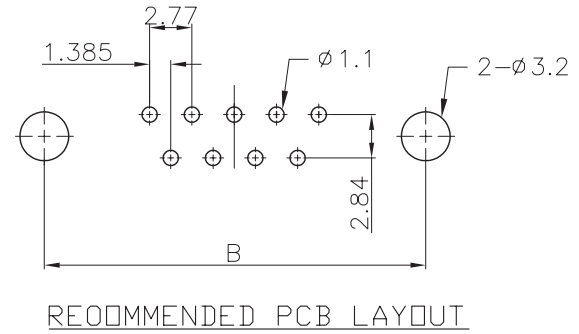
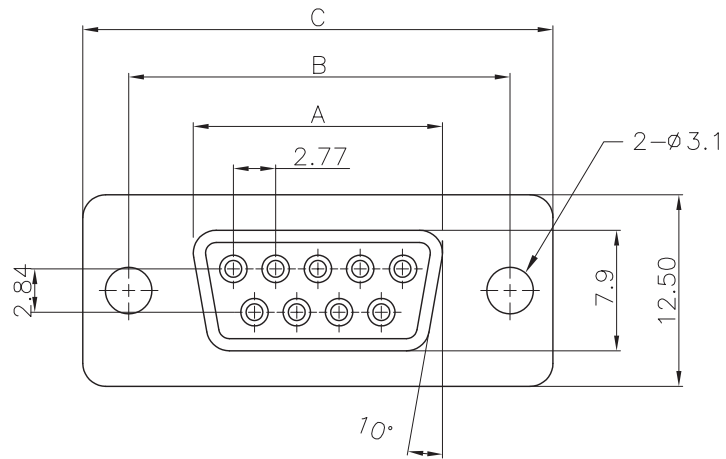
INSULATOR : PBT+30% GLASS FIBER (UL 94V-0)  
 CONTACT : COPPER ALLOY  
 CONTACT FINISH : GOLD OVER NICKEL  
 SHELL : STEEL ,NICKEL OR TIN PLATED

## ORDER INFORMATION:


FDSUB-  $\frac{XXV}{a} - \frac{X}{b} \frac{X}{c} - \frac{X}{d} \frac{X}{e} - \frac{X}{f}$

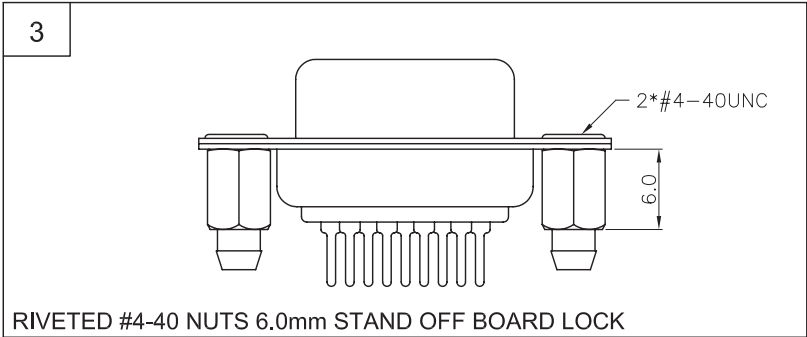
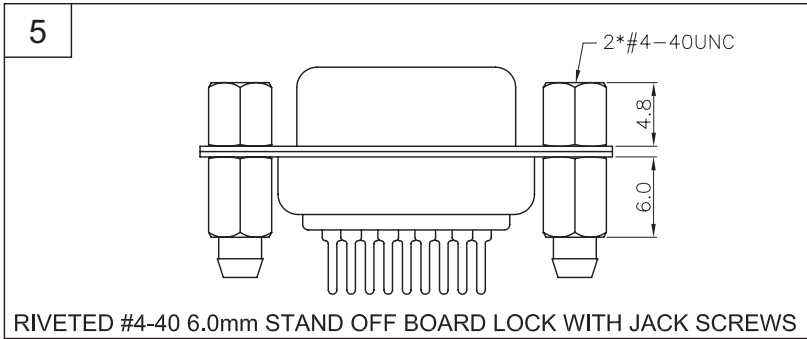
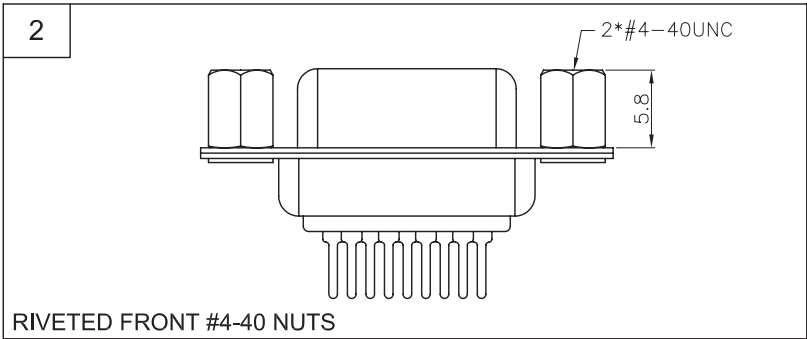
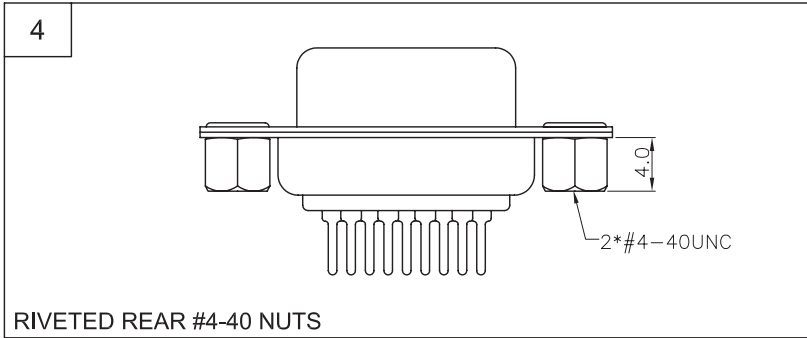
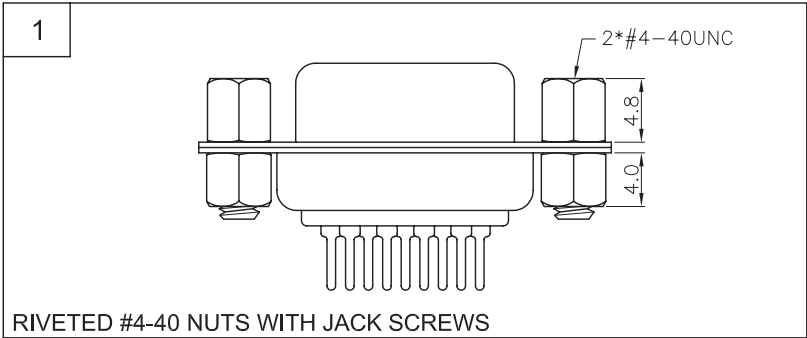
- a. POSITION  
09 , 15 , 25 , 37 , 50
- b. CONTACT PLATING :  
0 : SELECTIVE GOLD (standard)  
1 : FULL GOLD  
2 : SELECTIVE GOLD 15u"  
3 : SELECTIVE GOLD 30u"
- c. MATING AND MOUNTING OPTIONS:  
0: THROUGH HOLE ONLY (standard)  
1: RIVETED#4-40 NUTS WITH JACK SCREWS  
2: RIVETED FRONT #4-40 NUTS  
3: RIVETED#4-40 NUTS 6.0mm STAND OFF BOARD LOCK  
4: RIVETED REAR#4-40 NUTS  
5: RIVETED#4-40 6.0mm STAND OFF BOARD LOCK WITH JACK SCREWS
- d. INSULATOR COLOR  
1 : WHITE  
2 : BLACK  
3 : BLUE  
4 : PC 99 COLOR
- e. Plastic material selection  
P:PBT  
N:NYLON
- f. Park selection  
D:Disk Park


GENAL TOLERANCE .X ± 0.25 .XX ± 0.15 .XXX ± 0.05 ANGLE TOLERANCE ± 1° RADIUS ± 0.25 HOLE ± 0.13 UNIT :mm	DATE H. D. LI DESIGN H. D. LI CHECKED Y. M. LU APPROVED J. F. KANG	PART NO FDSUB-XXV-XX-XX-X TITLE D-SUB PCB STRAIGHT TYPE STAMPED CONTACTS  宏揚精密有限公司 HOJAR PRECISION CO., LTD.
-------------------------------------------------------------------------------------------------------------------------------	-----------------------------------------------------------------------------------------	------------------------------------------------------------------------------------------------------------------------------------------------------------------------------------------------------------------



POSITION	A ± 0.20	B ± 0.20	C ± 0.38	D ± 0.20
09 Pin	16.30	25.00	30.80	19.15
15 Pin	24.60	33.30	39.20	27.60
25 Pin	38.35	47.05	53.05	41.10
37 Pin	54.80	63.50	69.40	57.40

GENERAL TOLERANCE .X ± 0.25 .XX ± 0.15 .XXX ± 0.05 ANGLE TOLERANCE ± 1° RADIUS ± 0.25 HOLE ± 0.13	DATE H. D. LI	PART NO FDSUB-XXV-XX-XX-X
	DESIGN H. D. LI	TITLE D-SUB PCB STRAIGHT TYPE STAMPED CONTACTS
UNIT :mm	CHECKED Y. M. LU	 宏揚精密有限公司 HOJAR PRECISION CO., LTD.
	APPROVED J. F. KANG	



GENERAL TOLERANCE .X ± 0.25 .XX ± 0.15 .XXX ± 0.05 ANGLE TOLERANCE ± 1°	DATE H. D. LI	PART NO FDSUB-XXV-XX-XX-X
	DESIGN H. D. LI	TITLE D-SUB PCB STRAIGHT TYPE STAMPED CONTACTS
RADIUS ± 0.25 HOLE ± 0.13	CHECKED Y. M. LU	 宏揚精密有限公司 HOJAR PRECISION CO., LTD.
UNIT :mm	APPROVED J. F. KANG	